



MODERNISATION SOLUTIONS





KLEEMANN MODERNISATION SOLUTIONS


Custom MOD

MOD Kits

Full MOD

KLEEMANN Modernisation offers you customised, reliable and compatible solutions.

From full or partial modernisation to components' replacement and special solutions, KLEEMANN Modernisation upgrades the user's experience affecting both the aesthetic and the mechanical part of the elevator.



Modernise and Benefit from:

- Enhanced safety
- Energy saving
- Cost- efficiency
- Excellent ride quality
- Exquisite Design & Aesthetics




Custom MOD

KLEEMANN Custom MOD solutions are flexible and tailor-made to your needs. Our engineers are experts in providing you the most suitable, customised solution to improve the safety, efficiency and aesthetics of your lift free of charge and delays.

Our products ensure trouble-free operation of your lift and compatibility with existing components.

Choose from a wide range of options and find those that match your requirements.



- Safety Components
- Controllers
- Operating Panels
- Hydraulic and Traction Drives
- Cabins
- Doors



A strong team of experts in modernisation, will thoroughly examine each specific project and suggest the best improvements.

Our tailor-made solutions and unique designs guarantee a perfect result for every building's requirements.

No matter how demanding the project is, we will work together for the best solution.

Contact us at
modernisation@kleemann.gr



MOD Kits

You can either choose from the MOD Kits we designed or select separately the components which best meet your needs and get your own enhanced solution.

MODKit 1: Safety

Safety kit ensures the safe operation of the lift for both passengers and technicians.

Passenger

- Car door and apron
- Car safety lights
- Light barrier
- Landing door locks
- Emergency auto dialer in the car

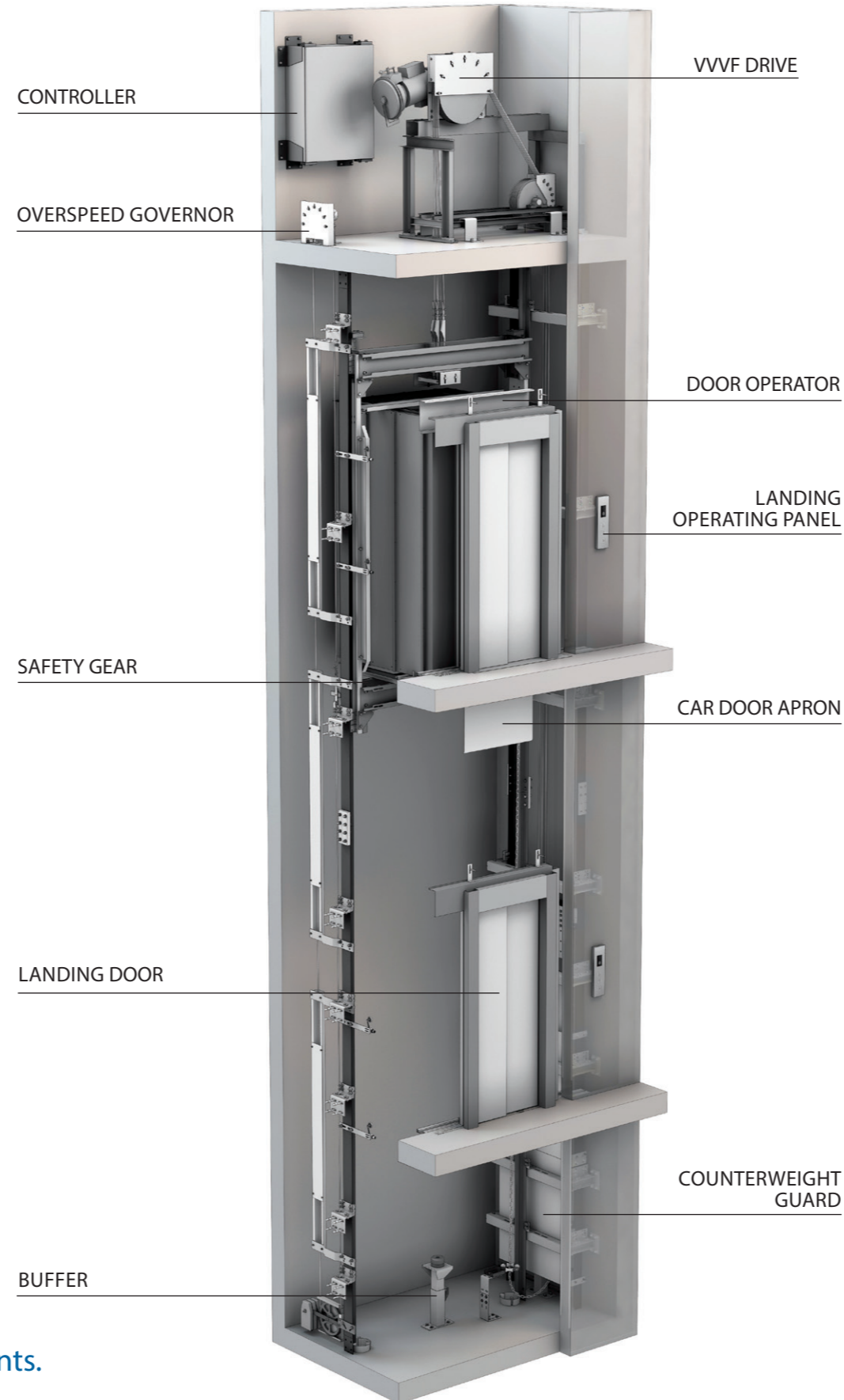
Maintenance/Personnel

- Counterweight guard
- Car roof balustrade
- Shaft lights
- Pit ladder
- Intercom in the shaft

Overall operation

- Overspeed governor
- Safety gear conversion kit
- Buffers and wire ropes
- Rope gripper or new VWF motor with break
- Limit switches and position sensors

KLEEMANN MOD Kits provide you solutions that meet all standards and safety requirements.



MODKit 2: Efficiency

Efficiency kit ensures excellent ride quality and reduces energy consumption.

- VWF Gearless drive or Hydraulic power unit with frequency inverter
- Serial bus controller with standby mode
- Operating panels and indicators
- Door operator
- LED light inside the car
- New guide shoes or rollers
- Halogen-free wiring

Additional options to maximize energy saving

- Low power consumption shaft lights
- Power regeneration system
- Destination control for multiplex systems
- Suspension conversion kit from 1:1 to 2:1



MODKit 3: Aesthetics

At KLEEMANN we value aesthetics and we invest on it. Our Design department in cooperation with the world famous designer Andreas Zapatinas gives you a wide range of design options that perfectly fit your space.



DESIGN YOUR LIFT

Create the look and feel of your elevator just the way you like it, by exploiting the KLEEMANN application "Design your Lift".

Combine colours, materials, lighting and fixtures from our ready-made design lines with numerous styles for walls, ceilings and floors from luxurious to minimal, from basic to sophisticated, from warm and cozy to durable and firm.



DESIGN YOUR LIFT IN 3 EASY STEPS:

- 1 Enter www.designyourlift.com
- 2 Select materials and accessories
- 3 Print or e-mail your customised cabin

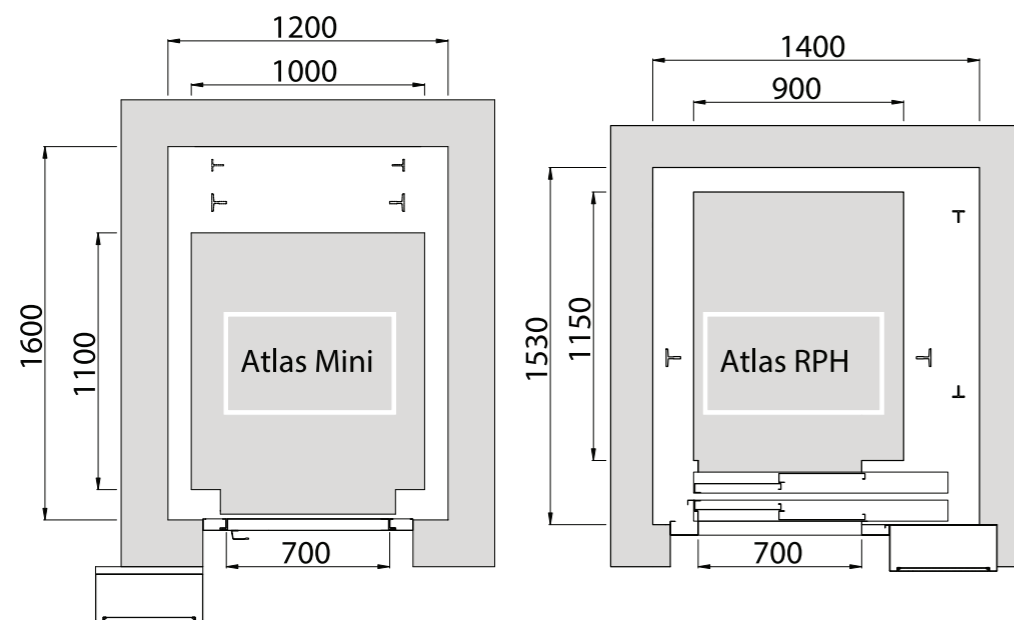
Contact us at modernisation@kleemann.gr



Full MOD

In case of full replacement, our wide product range of traction and hydraulic lifts will fulfill any project's requirements.

Atlas Mini, Atlas RPH MRL and Maison T Plus are ideal traction solutions for existing buildings with narrow shafts and reduced pit and headroom dimensions. If a hydraulic solution is what you are looking for, contact us at modernisation@kleemann.gr.



Example for 375Kg

Technical Specifications	Atlas Mini	Atlas RPH MRL	Maison T Plus
Rated Load (Kg)	180-450	300-750	320-450
Suspension	2:1	2:1	2:1
Machine Room	MRL	MRL	MRL
Max Travel (m)	30	45	12
Max Number of Stops	11	16	6
Max Rated Speed (m/sec)	1,0	1,0	0,4
Min Pit Depth	350	370	250
Min Headroom	2950	2900	2600



www.kleemannlifts.com

Contact us at
modernisation@kleemann.gr

While every effort has been made to ensure information accuracy,
KLEEMANN bears no responsibility for typographic errors or omissions.

Copyright © KLEEMANN 2015

